

3°™

Anterior Cervical Plating (ACP) System



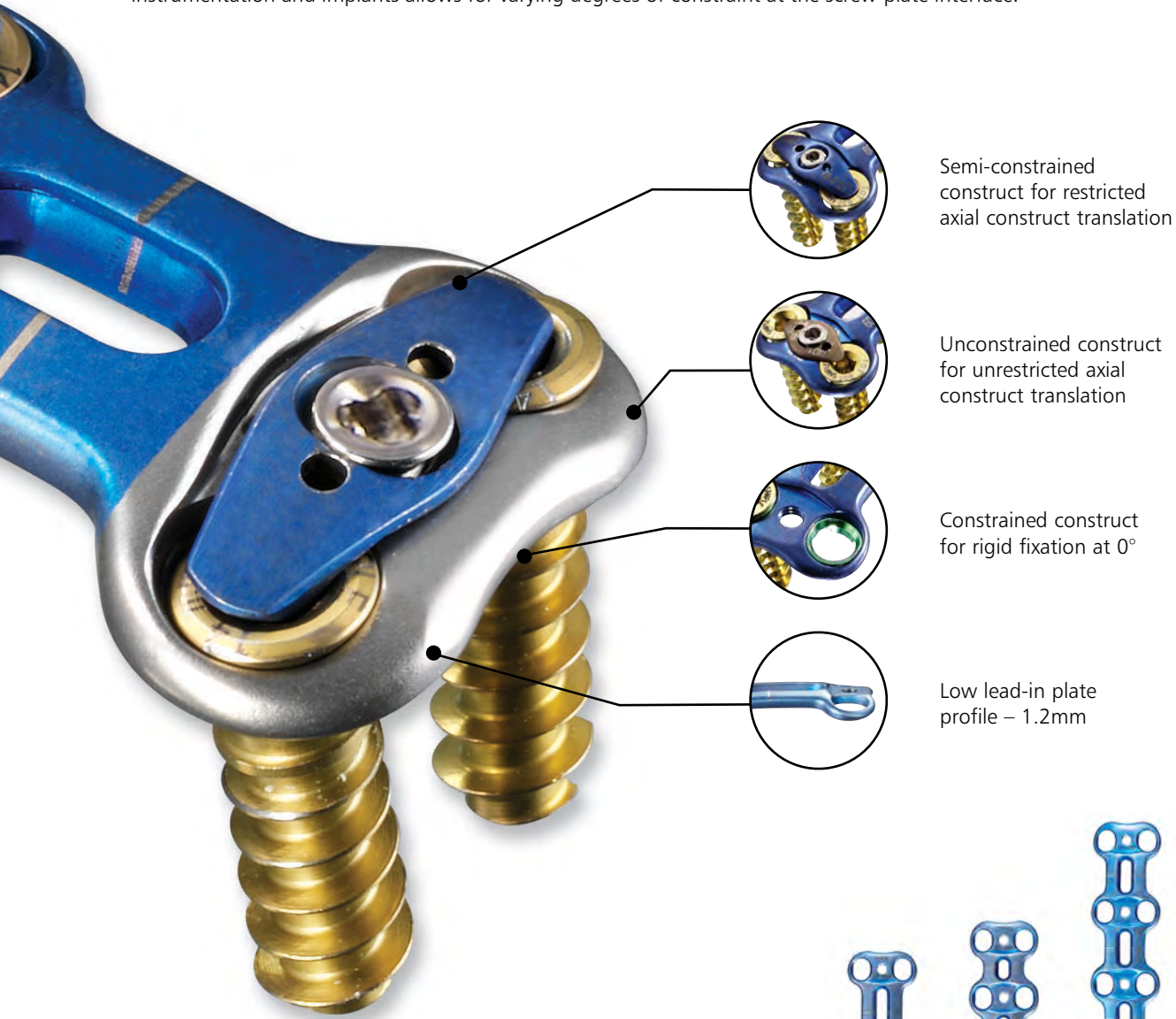
MICHELSON  
TECHNOLOGY  
AT WORK

# 3°™

## Anterior Cervical Plating (ACP) System

### A HIGHER DEGREE OF VERSATILITY, SIMPLICITY AND PERFORMANCE

The 3° Anterior Cervical Plating System simplifies anterior cervical spinal fusion by accommodating three philosophies in one streamlined device. Semi-constrained, unconstrained and constrained options are all addressed within this single system. One set of instrumentation and implants allows for varying degrees of constraint at the screw-plate interface.



Semi-constrained construct for restricted axial construct translation

Unconstrained construct for unrestricted axial construct translation

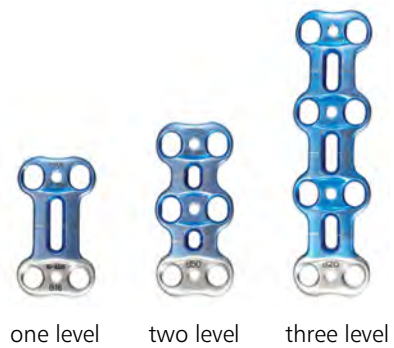
Constrained construct for rigid fixation at 0°

Low lead-in plate profile - 1.2mm

### Three Advanced Procedures in One High-Performance System

Precise, efficient and versatile, the 3° ACP Plating System is designed for superior performance in degenerative and trauma conditions.

- Enables semi-constrained, unconstrained and constrained constructs
- 1.2mm lead-in profile. Profile height 2.1mm



one level

two level

three level



10° 10°

10°




### Blue Top-locking Plate

Applied to achieve a semi-constrained construct, the Dynamic Top-locking Plate covers entire bone screws and prevents screw backouts due to resistance on the screw heads.



### Bronze Top-locking Plate

Applied to achieve an unconstrained construct, the Compliant Top-locking Plate provides slight resistance on screw heads to prevent screw backout while maintaining motion. It allows for 1mm screw translation in the blue portion of the plate.



### Fixed Washers

Applied to achieve a constrained construct, the Fixed Washers snap into the screw holes in the blue portion of the plate. It allows for screws to be fixed at 0°.

- A. Fixed Angle Freehand Drill Guide
- B. Tack Holder
- C. Top Locking Plate Holder
- D. Plate Bender

### The Right Tools

Modular instruments maximize intra-operative flexibility and efficiency.

- Innovative All-In-One Drill Guide and plate holder: drill, tap and screw through a single instrument
- Freehand Guides are available for variable screw angle placement
- Bone Screw Driver includes a retention mechanism that ensures complete grip and control during insertion



Post-op Lateral X-ray

58 year old right handed woman presented with progressive left neck, shoulder, scapular, and arm pain with tingling into her middle three fingers. MRI showed a large C5-C6 herniated disc and spondylotic complex with cord compression and midcervical straightening



A/P X-ray

C5-C6 ACDF with allograft bone and a 46mm cervical plate. Her symptoms are better with fully recovered tricep strength.

## IMPLANTS

### Single-Level Plates

<b>60-6200</b>	20mm Plate
<b>60-6220</b>	22mm Plate
<b>60-6240</b>	24mm Plate
<b>60-6260</b>	26mm Plate
<b>60-6280</b>	28mm Plate
<b>60-6300</b>	30mm Plate
<b>60-6320</b>	32mm Plate
<b>60-6340</b>	34mm Plate
<b>60-6360</b>	36mm Plate
<b>Double-Level Plates</b>	
<b>60-6380</b>	38mm Plate
<b>60-6400</b>	40mm Plate
<b>60-6420</b>	42mm Plate

<b>60-6440</b>	44mm Plate
<b>60-6460</b>	46mm Plate
<b>60-6480</b>	48mm Plate
<b>60-6500</b>	50mm Plate
<b>60-6520</b>	52mm Plate
<b>60-6540</b>	54mm Plate
<b>Multi-Level Plates</b>	
<b>60-6560</b>	56mm Plate
<b>60-6580</b>	58mm Plate
<b>60-6600</b>	60mm Plate
<b>60-6620</b>	62mm Plate
<b>60-6640</b>	64mm Plate
<b>60-6660</b>	66mm Plate
<b>60-6680</b>	68mm Plate

<b>60-6700</b>	70mm Plate
<b>60-6740</b>	74mm Plate
<b>60-6780</b>	78mm Plate
<b>60-6820</b>	82mm Plate
<b>60-6860</b>	86mm Plate
<b>60-6900</b>	90mm Plate
<b>Graft Screw</b>	
<b>60-1080</b>	8mm Graft Screw
<b>4.4mm Primary Screws</b>	
<b>60-1100</b>	4.4mm x 10mm
<b>60-1120</b>	4.4mm x 12mm
<b>60-1140</b>	4.4mm x 14mm
<b>60-1160</b>	4.4mm x 16mm
<b>60-1180</b>	4.4mm x 18mm

<b>4.75mm Rescue Screws</b>	
<b>60-2100</b>	4.75mm x 10mm
<b>60-2120</b>	4.75mm x 12mm
<b>60-2140</b>	4.75mm x 14mm
<b>60-2160</b>	4.75mm x 16mm
<b>60-2180</b>	4.75mm x 18mm
<b>Locking Plates</b>	
<b>60-3000</b>	Dynamic Locking Plate
<b>60-4000</b>	Compliant Locking Plate
<b>Washer</b>	
<b>60-5000</b>	Fixed Locking System Washer
<b>Cervical Tacks</b>	
<b>60-0021</b>	Cervical Tack Threaded tip
<b>60-0022</b>	Cervical Tack Trocar tip

## INSTRUMENTATION

### Instruments

<b>60-0010</b>	Cannula
<b>60-0011</b>	0° Freehand Drill Guide
<b>60-0012</b>	10° Freehand Drill Guide
<b>60-0013</b>	Fixed Freehand Guide
<b>60-0014</b>	0° Fixed-Angle Guide
<b>60-0017</b>	10° Fixed-Angle Guide


<b>60-0020</b>	Tack Holder
<b>60-0025</b>	Modular Handle
<b>60-0055</b>	Tri-Lobe Driver
<b>60-0060</b>	Top-Locking Plate Torque Driver
<b>60-0061</b>	Top-Locking Plate Holder
<b>60-0062</b>	Fixed Washer Inserter
<b>60-0070</b>	Plate Bender

<b>60-0090</b>	System Case
<b>60-0050</b>	Bone Screw Driver/Holder
<b>60-0044</b>	10mm Tap
<b>60-0045</b>	12mm Tap
<b>60-0046</b>	14mm Tap
<b>60-0047</b>	16mm Tap
<b>60-0048</b>	18mm Tap

<b>Disposable Instruments</b>	
<b>60-0034</b>	10mm Drill Bit
<b>60-0035</b>	12mm Drill Bit
<b>60-0036</b>	14mm Drill Bit
<b>60-0037</b>	16mm Drill Bit
<b>60-0038</b>	18mm Drill Bit

Please visit [Orthofix.com/IFU](http://Orthofix.com/IFU) for full information on indications for use, contraindications, warnings, precautions, adverse reactions and sterilization.

Caution: Federal law (USA) restricts this device to sale by or on the order of a physician. Proper surgical procedure is the responsibility of the medical professional. Operative techniques are furnished as an informative guideline. Each surgeon must evaluate the appropriateness of a technique based on his or her personal medical credentials and experience.

 Orthofix  
3451 Plano Parkway  
Lewisville, Texas 75056-9453 USA  
1.214.937.3199  
1.888.298.5700  
[www.orthofix.com](http://www.orthofix.com)

 Medical Device Safety Services (MDSS):  
Schiffgraben 41  
30175, Hannover  
Germany  
+49 511 6262 8630  
[www.mdss.com](http://www.mdss.com)

**Rx Only**  
CE<sup>2797</sup>

Orthofix products or services referenced herein are trademarks or registered trademarks of Orthofix Medical Inc. and its group of companies. Any rights not expressly granted herein are reserved.